



Talent in Innovation.
Innovation in Talent.

SHL Release notes

TC Release (26.2.0) - 4/5th August 2021



Talent in Innovation.
Innovation in Talent.

TalentCentral

Release Notes

Summary – 6th August Release

On 4th/5th August, the following feature improvements and bug fixes are planned to be released into the TalentCentral platform.

In this Release:

Integration Matrix to now include the VADC Simulation Exercise

Overview:

Talent Central Projects containing an inbox simulation VADC task will now be displayed in the Integration Matrix.

What's changing?

The VADC inbox simulation overall scores and the last updated comments will be carried forward in the Integration Matrix. The TC user can download the extract of the Integration Matrix in an excel sheet.

What are the key Features?

The Integration Matrix will

- Show competencies from all VADC exercises including the VADC inbox simulation exercise (union of all competencies).
- Display the exercise titles, scores and notes given by assessors on each competency for a given exercise.
- Have an option to download the Integration Matrix from the platform for each candidate.
- Support multi-lingual competency VADC exercises.

How can you achieve this in Talent Central?

- Navigate to the Talent Central review dashboard and click on the View Integration Matrix icon under the Available Report column for the completed candidate.

		Candidate	VADC Written Analysis Test Package	Role Play Exercise	Available Reports	Dates	Actions
			Main	Main		Deadline Date	
<input type="checkbox"/>	★	Sara Dors Sara.ghhhg@sdf.com	-	-	0/0 [Download Icon] [View Integration Matrix Icon]	11-08-2021	[Settings Icon]

- The Integration Matrix page will open, displaying
- VADC inbox simulation exercise scores and notes.

Exercises	Competencies	All Notes	Analysis Presentation	External Meeting	Strategic Group Discussion	Internal Meeting	Exercise 1	Exercise 2	Exercise 3	Exercise 4
			Head in the clouds	4	2	-	-	4	2	-
			Analysis Presentation							
			Assessor Name 1 Rating: 5							
			Assessor Name 2 Rating: 5							
			Assessor Name 3 Rating: 5							
			Assessor Name 4 Rating: 5							
			Assessor Name 5 Rating: 5							
			Assessor Name 6 Rating: 5							
			Assessor Name 7 Rating: 5							

Update in the Rating Form- Comments Section

Overview:

- The VADC live meeting Rating Form will now have two text fields – “Strengths” and “Development Areas” in place of “Comments”. This allows you to record comments under each of these headings.

What’s changing?

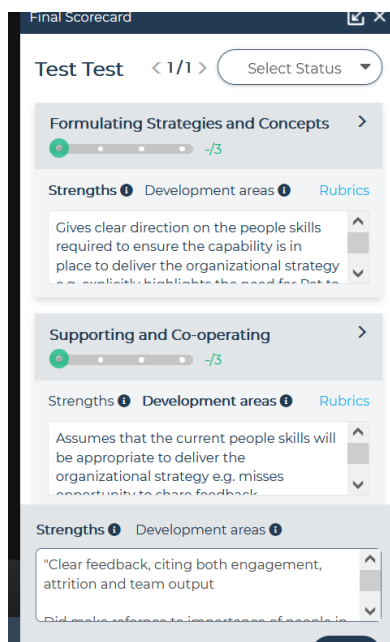
- The Assessor will now see two comment text boxes- “Strengths” and “Development Areas” against each competency and at the Overall level. Previously there was a single text box- “Comments”.

What are the key Features?

- The Assessor can now add comments in the Strengths and/or Development Areas text boxes.
- This is a non-mandatory field that allows the assessor to add/update comments during the live interaction, and/or post-interview evaluation, and/or post-inbox simulation completion rating form.
- The “Strengths” and “Development Areas” comments, if added, will get carried forward in the Integration Matrix and then in the Report (Future Release).
- The “Strengths” and “Development Areas” comments for the VADC live meeting exercise can be downloaded from the review dashboard in a score extract- excel sheet.
- The “Strengths” and “Development Areas” comments will be displayed in a read-only mode on the Integration Matrix page.

How can you achieve this in Talent Central?

- The Assessor opens the Rating Form to see “Strengths” and “Development Areas” text boxes while evaluating the candidate(s).



Download the comments in the score extract-TC score export and/or from the Integration Matrix page:

AU	AV	AW	AX	AY	AZ
Interviewer-1 Feedback					
Interviewer Name	Status	Communication (Scoring Scale =5)	Communication (Strength)	Communication (Development Areas)	Commercial Thinking (Scoring Scale =5) Commer
Shree PriyaGmail	Strong Consider	3	Posses good communication skill	Need to slow down a bit in group discussion	4

BAU Items:

Update in the VADC Calendar Invite (English US and English UK)

The VADC Calendar Invite for VADC exercises containing live meeting tasks has been improved.

What's changing?

The VADC participant Calendar Invite has more descriptions on how to use the virtual platform and steps to set themselves up for a successful virtual centre.

What are the key Features?

- The Calendar Invite will now have an Exercise Name.
- The Calendar Invite will now have an option to download the recommended browser- Chrome.
- The Calendar Invite will now have an option to download PowerPoint.
- The Calendar Invite will now have details on what they need to prepare for the preparation exercise for a successful virtual centre.
- The changes are applicable for both the participants- the candidate and the Assessor.

Please Note: In the August release, these updated Calendar Invites will only be available for English US and English UKE locales. Other locales will follow later.

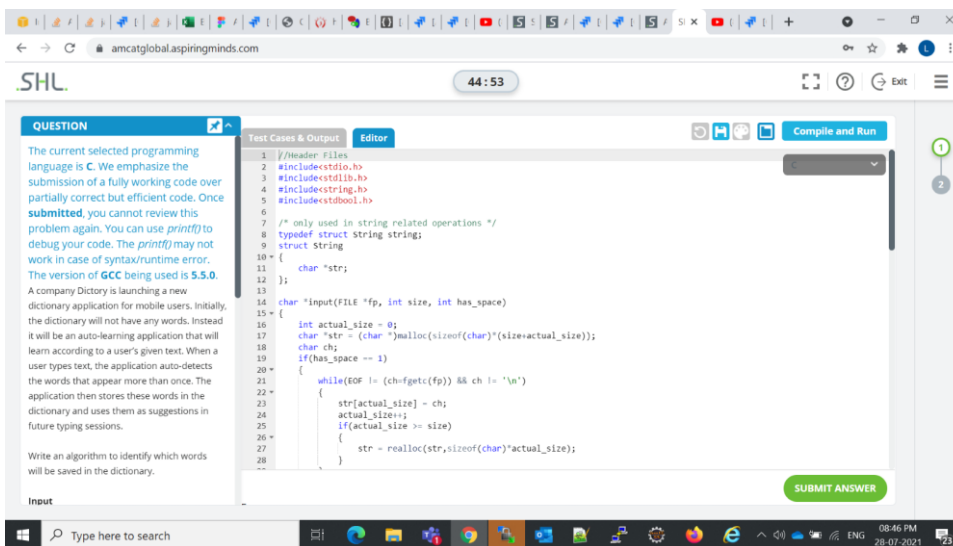
Coding & Simulations

1. Improvement: Header UI for all the assessments has been refreshed with new colours and actions. (External)

We have updated the UI of the assessment header to provide a better, more intuitive experience. The changes in the UI of the header are:

1. The question timer moving to the centre of the header.
2. All the actions such as Full Screen, Accessibility Features, Help, Proctoring Alert, Chat, Exit icon moving to the header.

These changes are also applicable for old Automata assessments.



3. Improvement: Python 3.7 is now available in Automata Data Science (External)

Automata Data Science now supports the latest stable version of Python i.e. Python 3.7 along with backward compatibility with the previous questions supported for Python 2.x. Python 2.x will remain supported for the candidates/recruiters finding that version suitable.

1. SI on Demand/Intelligent Player (Now live in EU, AU and US as well) [Internal and External]

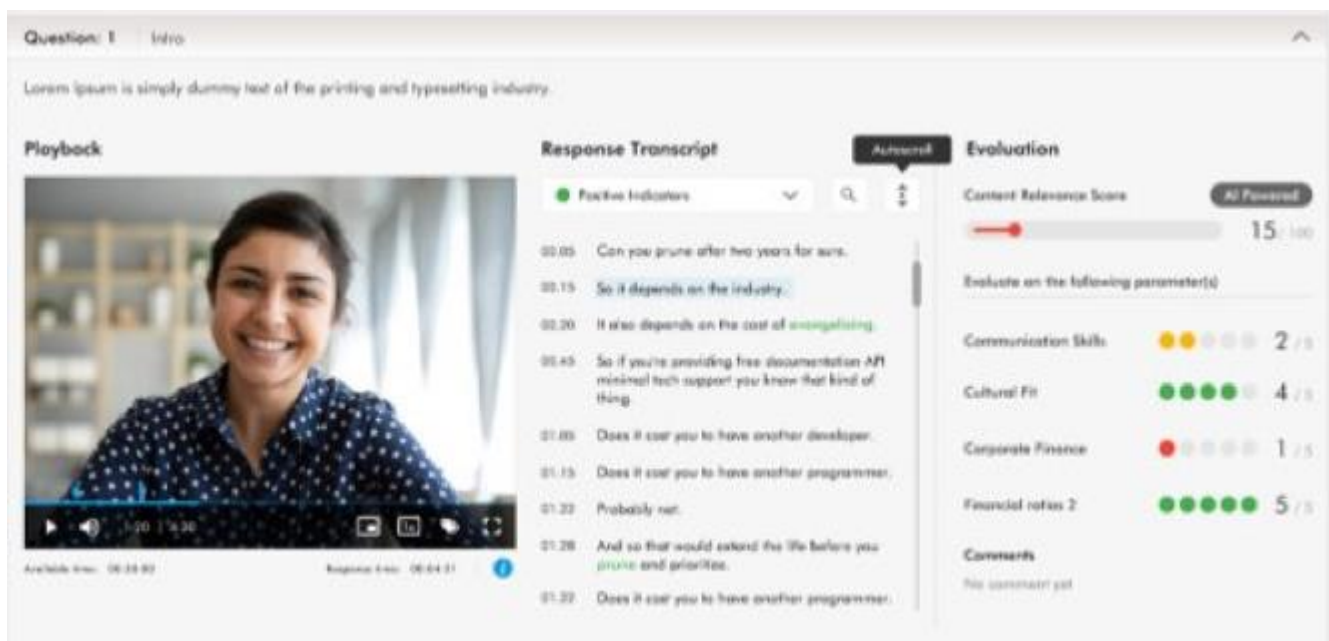
Last Month's Release: US and EU Further release planned to cover CN region.


Multiple innovative video-based features will be introduced on the report interface. These will be used by the assessors while manually evaluating the candidates' video responses and include playback speed, mini player, captions/subtitles, transcript features, the ability to highlight positive and negative indicators etc.

Please Note: The capability is applicable for both the integrated and the non-integrated workflow. The transcript and captions are backend enabled functionalities. If a client wants to use these features, please email the deal desk to enable these.

Please create a new configuration (for TCI contact CPS) to use the capability.

Evaluator Experience:





Video Response Features:

- **Captions/subtitles** generated from the responses will be supported on the video in full-screen mode.
- View the video **in full screen/screen out mode**.
- **Change the video speed** as per your convenience.

Transcription Features:

- **Auto - scrolling and searchable transcripts** of candidate responses. When the user clicks on a word/phrase in the transcript, the video will jump to the corresponding timestamp.
- Highlight **positive and negative indicators** based on the candidate response transcripts.

AMCAT, iAssess & Virtual Products

Release Notes – No updates this month